

共模扼流滤波器

DC Common Mode (Line Filter)



特性

Characteristics

超薄，仅1.65毫米

Low profile, only 1.65 mm

高达300毫安的大电流

High current up to 300 MA

应用

Application

USB、CAN

USB, CAN

信号和传感器线路、电源系统

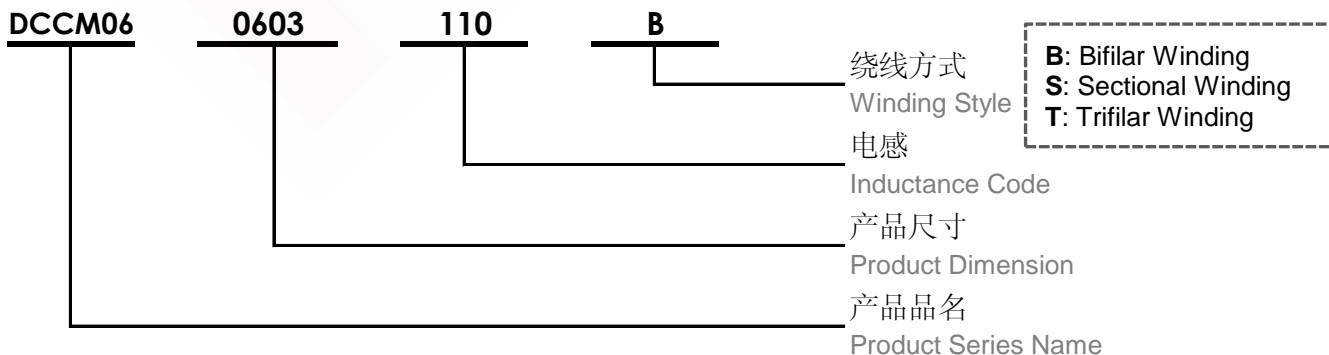
Signal and sensor lines, Power supply system

共模噪声的抑制

Suppression of common mode noise

产品品名介绍

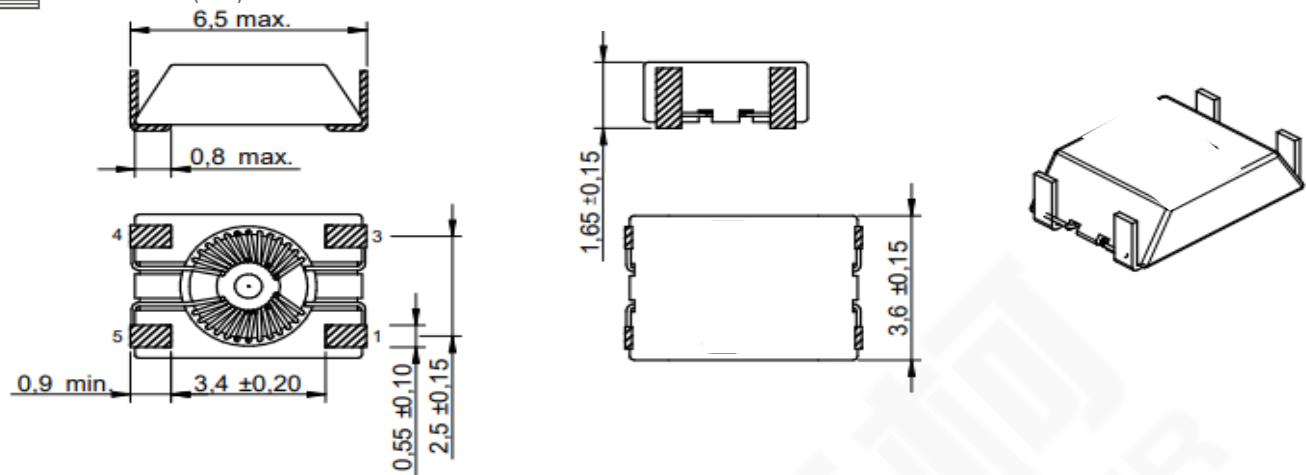
Product Number Structure





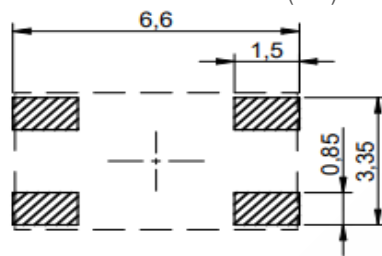
尺寸

Dimension (mm)



焊盘推荐

Land Pattern Recommended (mm)



示意图

Schematics



电性特性

Electrical Properties

型号 Part No.	电感 Inductance μH	阻抗 Impedance Z _{max} (Ω)	温升电流 Rated Current I _r max 20°C (mA)	直流电阻 DC Resistance DCR _{max} (Ω)	额定电压 Rated Voltage V _R	包装数量 Packaging Qty pcs
DCCM06-0704-100S	10 ±50%	1,200	300	0.24	80.00	1,000
DCCM06-0704-470S	47 ±50%	300	300	0.16	80.00	1,000
DCCM06-0704-510S	51 ±50%	300	300	0.16	80.00	1,000
DCCM06-0704-820S	82 ±50%	440	300	0.20	80.00	1,000
DCCM06-0704-101S	100 ±50%	500	300	0.22	80.00	1,000
DCCM06-0704-181S	180 ±50%	1,000	300	0.25	80.00	1,000
DCCM06-0704-221S	220 ±50%	1,200	300	0.28	80.00	1,000
DCCM06-0704-331S	330 ±50%	2,000	300	0.30	80.00	1,000

测试状态

Test Condition

☆ 电感测试条件为 10kHz / 20mV (25°C)

Inductance measure condition at 10kHz / 20mV (25°C)

☆ 工作温度: -40°C ~ +105°C

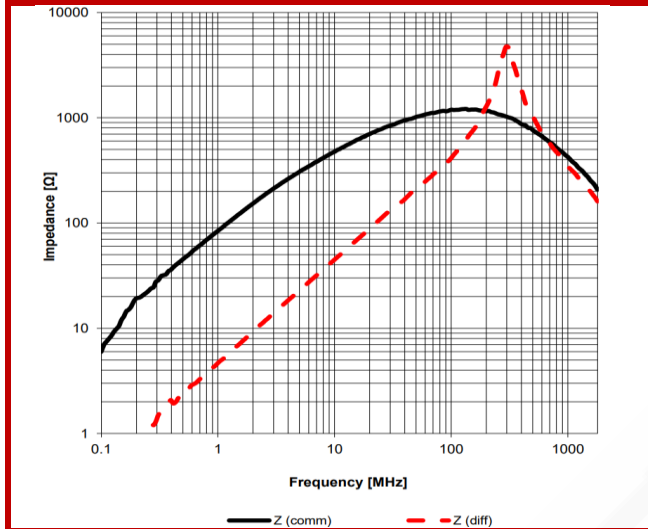
Operating Temperature: -40°C ~ +105°C



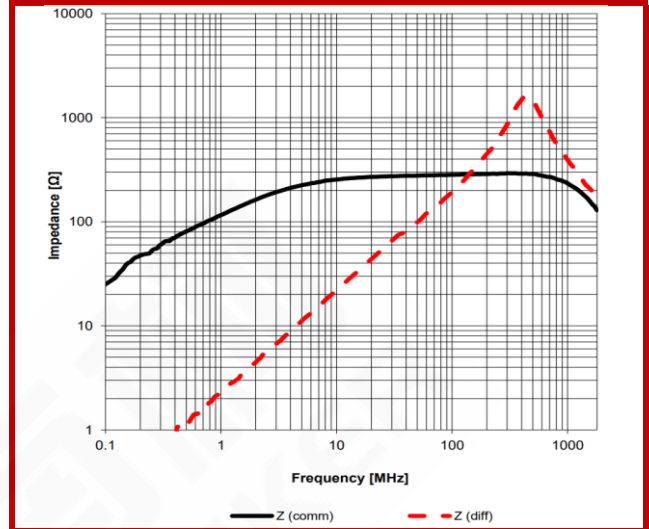
典型阻抗特性

Typical Impedance Characteristics

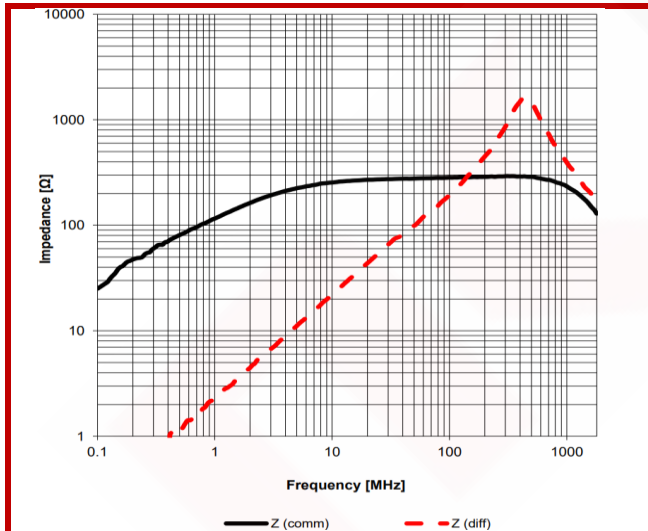
DCCM06-0704-100S



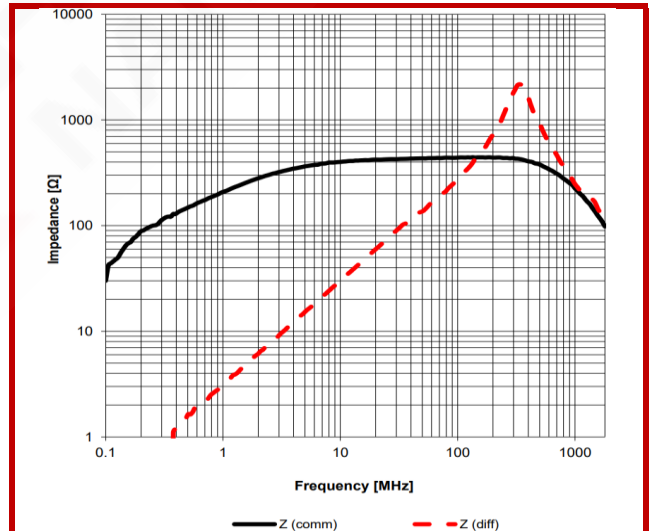
DCCM06-0704-470S



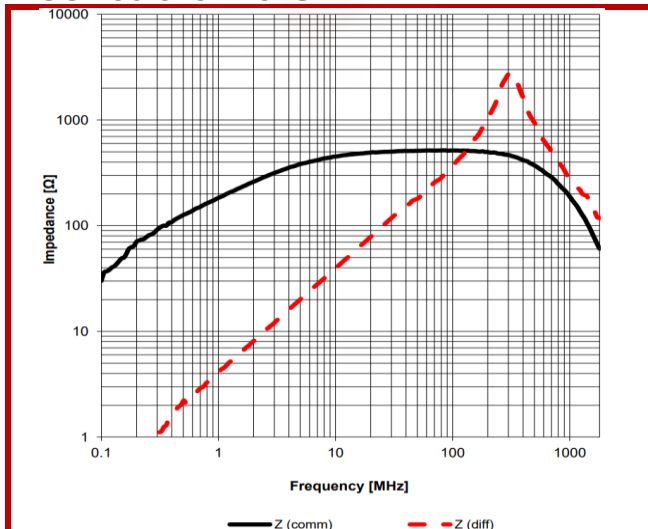
DCCM06-0704-510S



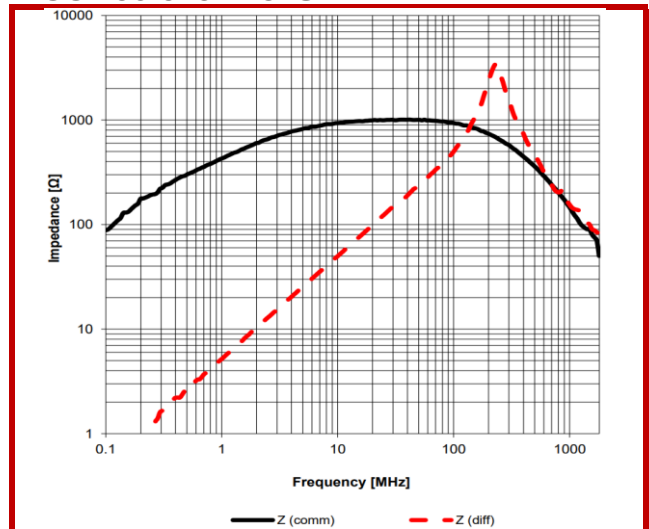
DCCM06-0704-820S



DCCM06-0704-101S



DCCM06-0704-181S

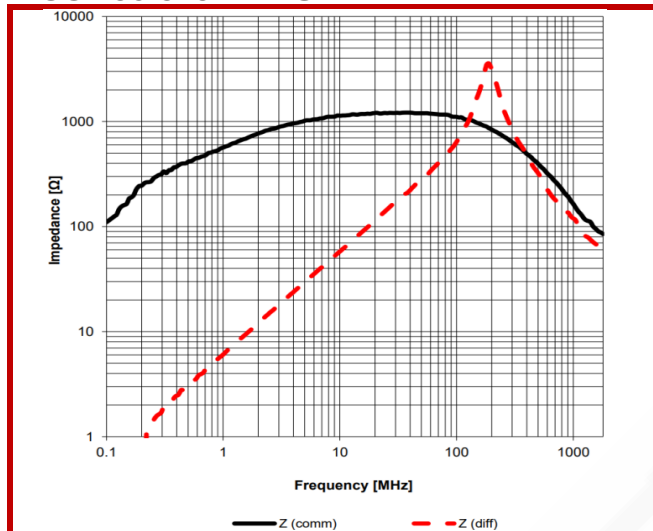




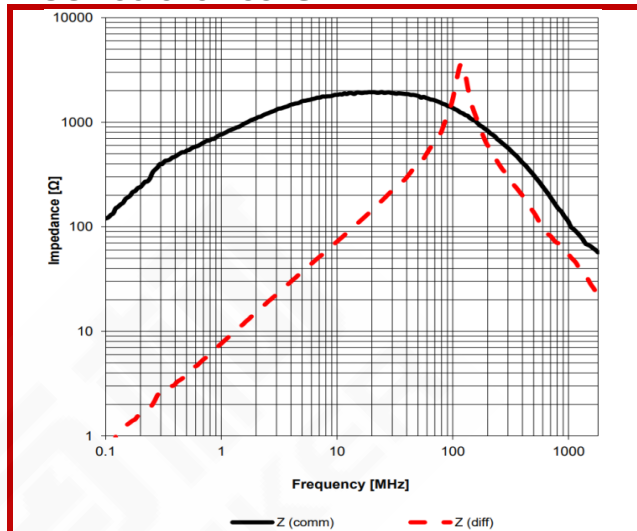
典型阻抗特性

Typical Impedance Characteristics

DCCM06-0704-221S



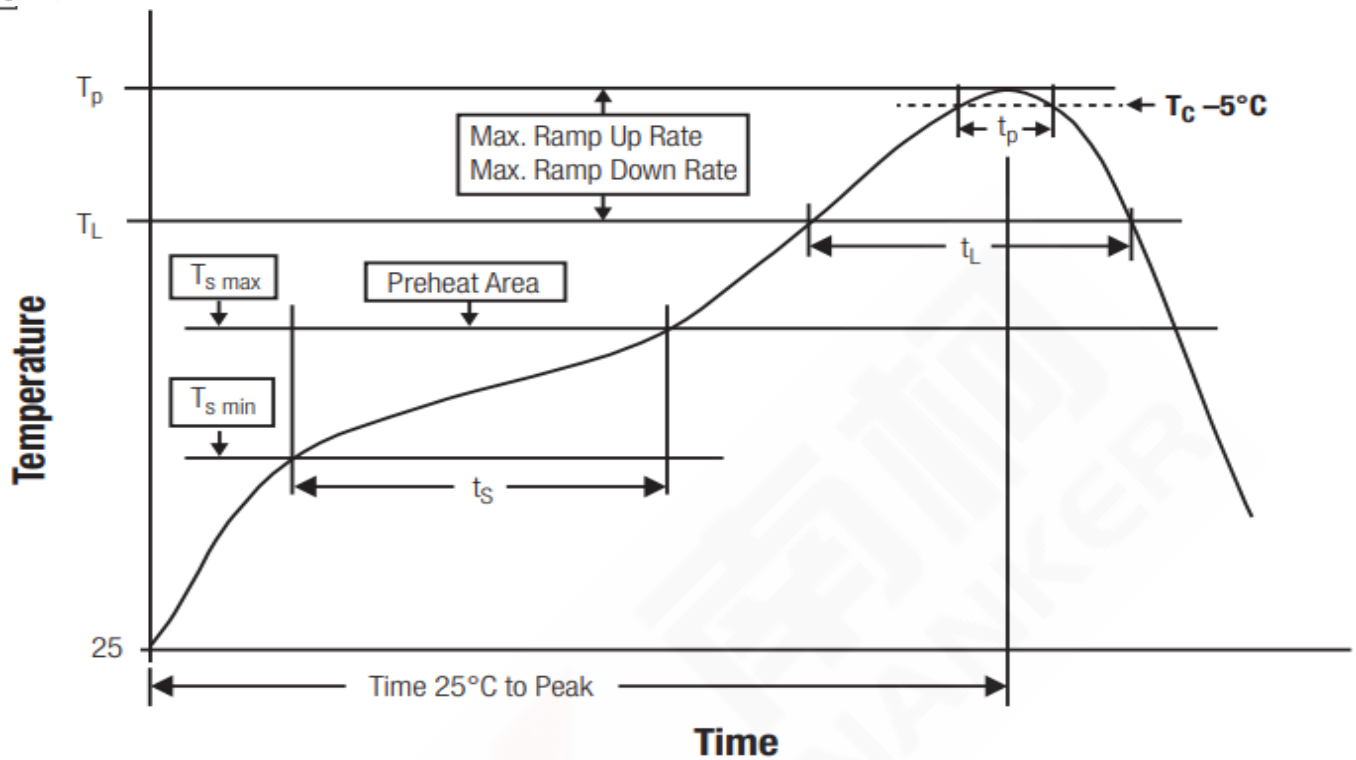
DCCM06-0704-331S





回流焊曲线图

Classification Reflow Profile for SMT Components



封装体峰值温度(Tp)分类

Classification Reflow Soldering Profile:

	封装厚度 Package Thickness	封装体积 Package Volume		
		<350 mm ³	350~2,000 mm ³	>2,000 mm ³
无铅装配 PB-Free Assembly	<1.60mm	260°C	260°C	260°C
	1.60~2.50mm	260°C	250°C	245°C
	>2.50mm	260°C	245°C	245°C

- ◆ 回流焊参照标准 IPC/JEDEC J-STD-020D。
Reflow is refer to standard IPC/JEDEC J-STD-020D.